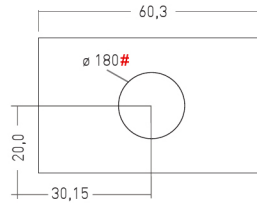
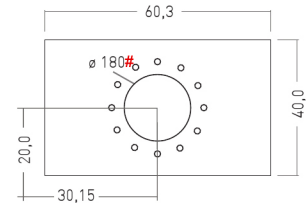


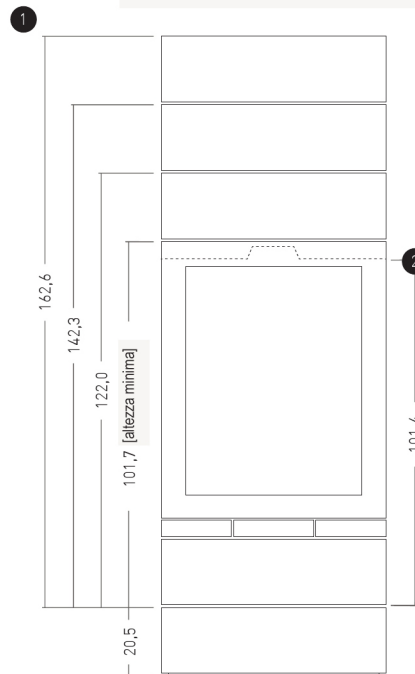
ELEMENTS 603 FRONT



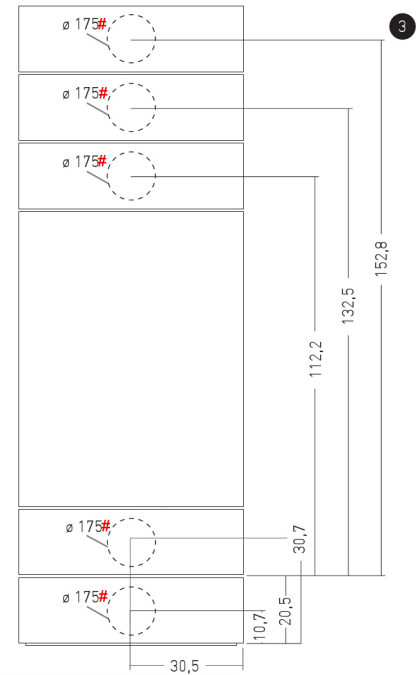
scarico fumi superiore



presa d'aria da pavimento (optional)



vista frontale



vista posteriore

1 altezza delle varie composizioni >>elements<<

2 quota partenza tubo di scarico fumi

3 quota asse scarico fumi posteriore e quota presa d'aria posteriore (optional)

diametro tubo scarico fumi: 150mm | diametro tubo presa d'aria 100mm
La misura di 175mm e 180mm si riferisce solo al foro passante nel rivestimento d'acciaio.